

# Liquids

ENBRIDGE DAY INVESTMENT COMMUNITY CONFERENCE 2009



**Guy Jarvis**

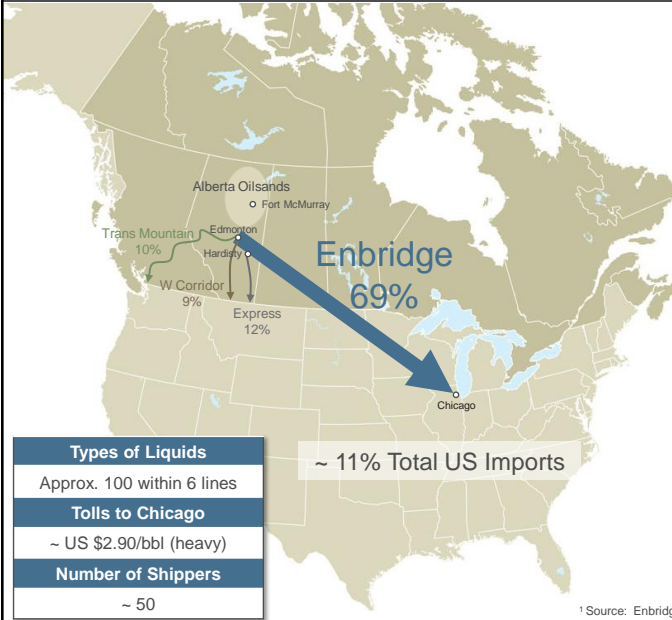
Senior Vice President, Business Development  
Liquids Pipelines

## Agenda



- **Enbridge System**
- **2009 Crude Oil Supply Forecast**
- **Strategic Initiatives**
  - Mainline / Diluent Pipelines
  - Regional Oilsands Pipelines
  - Feeder Systems
  - Storage Terminals
  - Broaden Market Access
- **Customer Focus**

# Enbridge System



US Imports 2008 <sup>1</sup>	MM bpd
Canada	1.9
<b>Enbridge</b>	<b>1.1</b>
Others	0.8
Saudi Arabia	1.5
Mexico	1.2
Venezuela	1.0
Nigeria	0.9
Iraq	0.6
Angola	0.5
Algeria	0.3
Ecuador	0.2
Kuwait	0.2
Brazil	0.2
Other	1.1
<b>Total</b>	<b>9.6</b>

Types of Liquids
Approx. 100 within 6 lines
Tolls to Chicago
~ US \$2.90/bbl (heavy)
Number of Shippers
~ 50

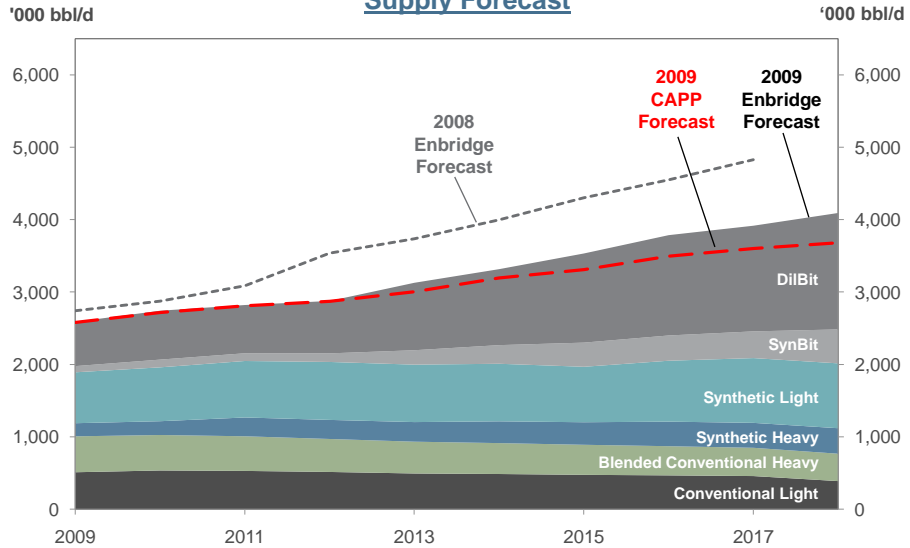
2008 Capacity	MM bpd
Enbridge	2.12
West Corridor	0.15
Express	0.28
Trans Mountain	0.30

<sup>1</sup> Source: Enbridge, Energy Information Administration

# Oil Sands Growth



## Supply Forecast



Source: Enbridge Inc.

## Mainline & Diluent Capacity



- Enbridge System
- Southern Access
- Line 4 Extension
- Alberta Clipper
- Southern Lights

### Mainline Expansions

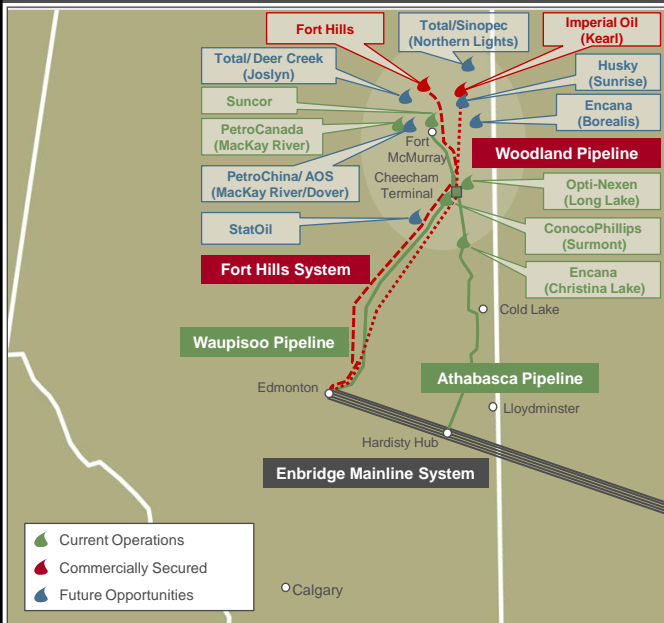
- **Southern Access Expansion**
  - In Service: Q2/08 & Q1/09
  - 400,000 bpd
- **Line 4 Extension**
  - In Service: Q1/09
  - 800,000 bpd
- **Alberta Clipper**
  - In Service: Q2/10
  - 450,000 bpd

### Diluent Capacity

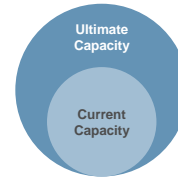
- **Southern Lights**
  - In Service: Q4/10
  - 180,000 bpd

5

## Alberta Regional Infrastructure



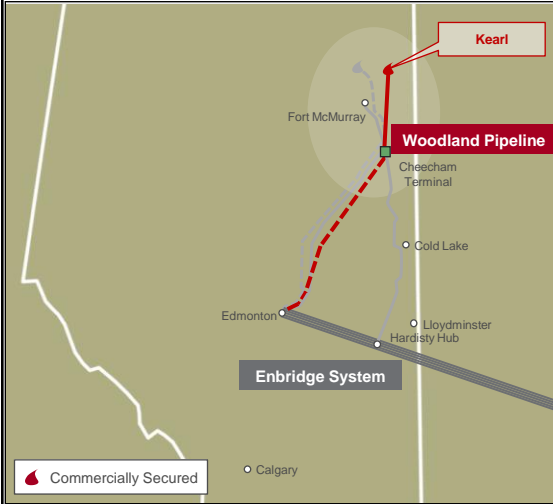
### Athabasca & Waupisoo



- **Low cost expansion to ultimate capacity**
- **Competitive Advantage**
  - Capacity enables "bridging" of new projects
  - Regional construction expertise
  - ROW access
- **Significant opportunities**

6

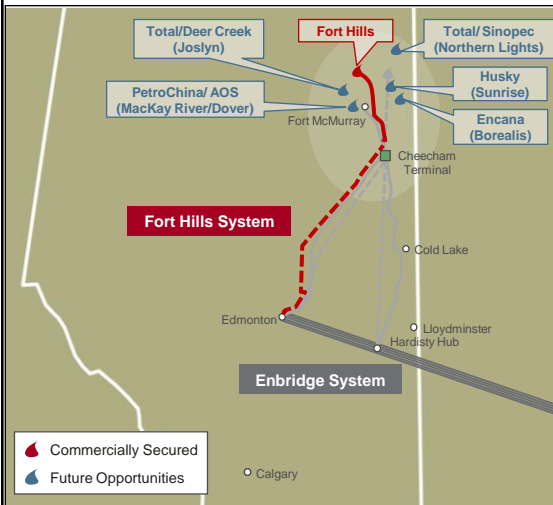
## Woodland Pipeline - Kearl



- Bitumen Blend Service
- Phased Approach
- Phase I:
  - New 36 inch line from Kearl to Cheecham
  - Utilize Waupisoo line from Cheecham to Edmonton
  - Capital cost approximately CDN \$425 million
  - In service late 2012
- Subsequent Phases:
  - To Be Determined

7

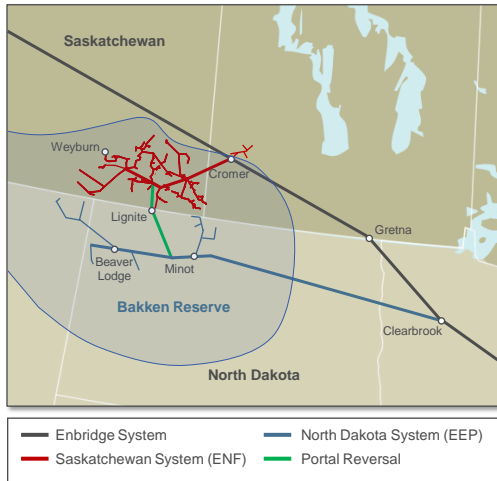
## Fort Hills



- Bitumen blend and diluent system
- In-service date and scope to be determined by customer

8

## Feeder System Expansions Bakken Regional Infrastructure

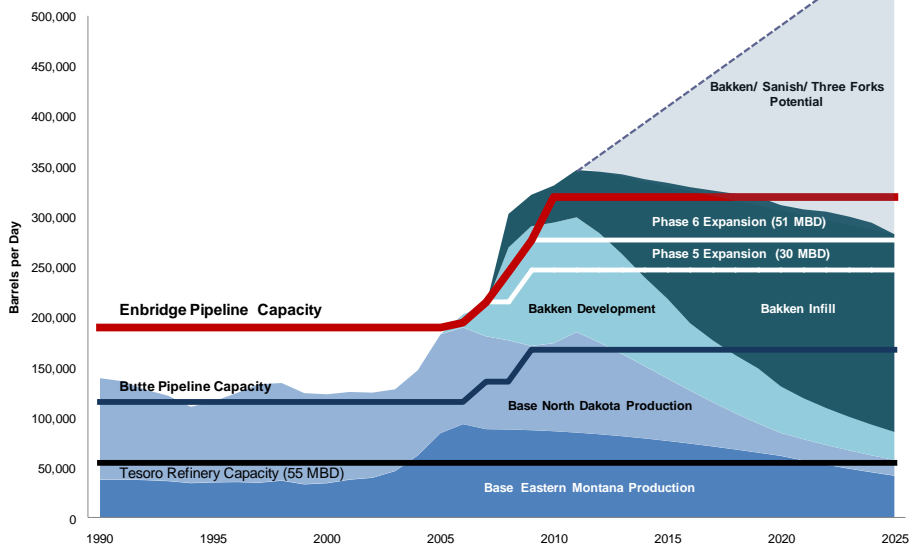


### Current Expansions

- **Enbridge Saskatchewan Phase II**
  - Increase capacity across system by 129,000 bpd
  - In service by Q4 2010
  - Cost approx. \$120 MM
- **North Dakota Phase VI**
  - Increase capacity by 51,000 bpd to 161,000 bpd
  - In service early 2010
  - Cost approx. \$100 MM
- **Portal Reversal**
  - 30,000 bpd to 115,000 bpd
  - Cost approx. \$100 - \$300 MM

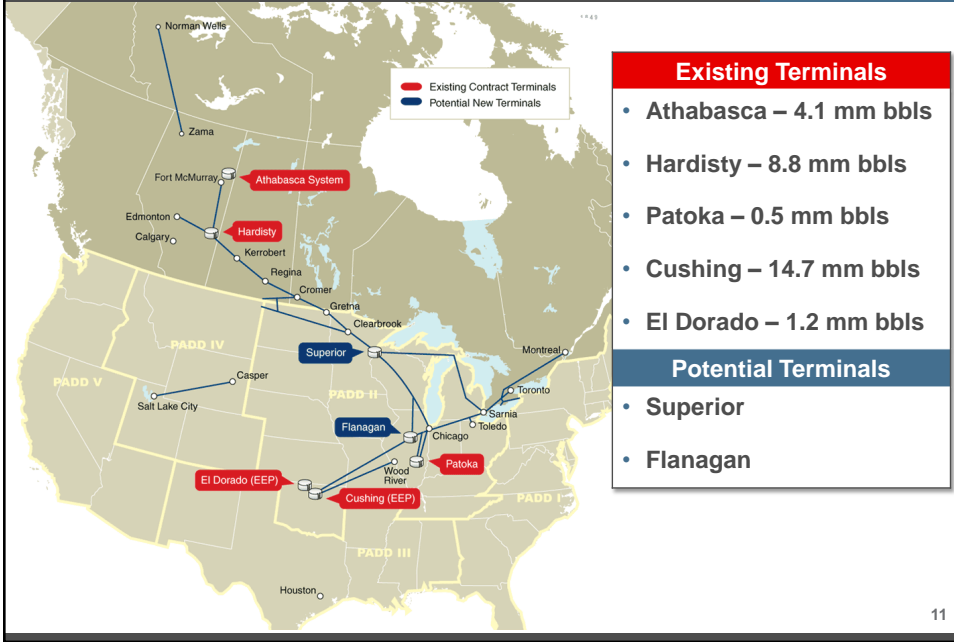
9

## Feeder System Expansions – North Dakota Bakken Supply

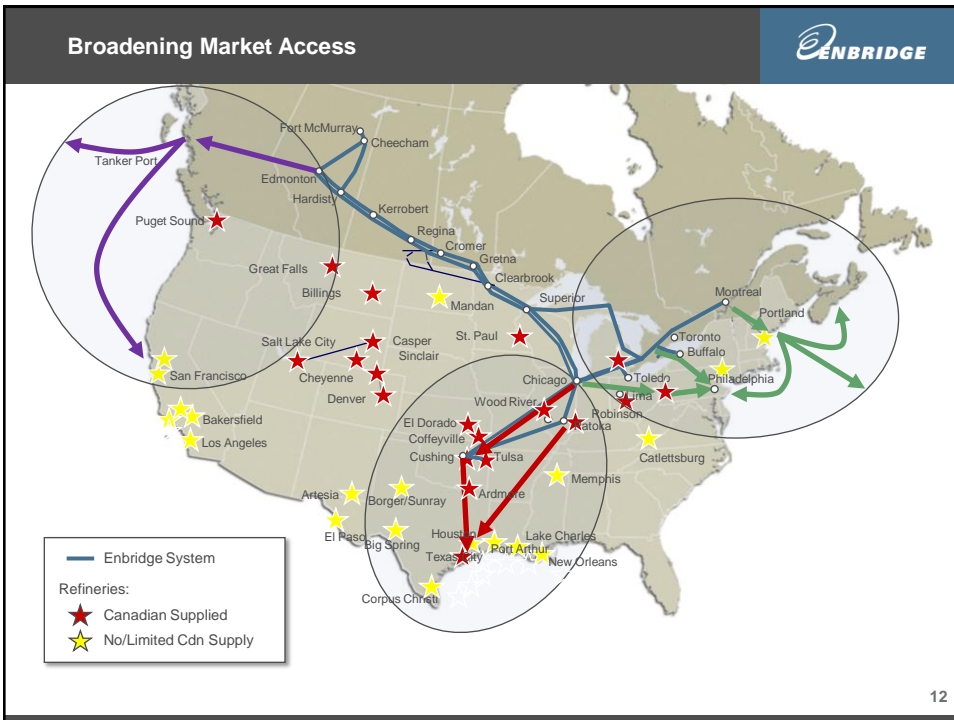


10

## Contract Terminating & Storage



## Broadening Market Access



- **Canadian Mainline ITS**
  - Under discussion with CAPP
- **System optimization to reduce tolls**
- **Enbridge will continue to look for innovative approaches and structures to maximize customer returns**

- **Oil sands growth will continue**
- **Enbridge is best positioned to serve the Alberta Regional needs**
- **Enbridge will pursue system extensions in our traditional market areas and to new markets to improve producer netbacks**
- **Enbridge will continue to look for innovative approaches and structures to maximize customer returns**

# Q&A

**Guy Jarvis**

Senior Vice President, Business Development  
Liquids Pipelines