

# Line 3 Landowner Choice: Deactivation in place

**Under the Landowner Choice Program proposed by Enbridge, and required under the Certificate of Need, Line 3 landowners can decide whether the existing Line 3 is deactivated in place or removed from their property, subject to permitting limitations.**

Deactivation in place is the most widely used—and Enbridge’s preferred—method for pipeline deactivation, following all regulatory requirements. Leaving the permanently deactivated pipeline in place is the safest option as it reduces the risk of soil stability issues, avoids major construction activities and reduces the potential risk to existing pipelines from heavy equipment.

The process by which Line 3 will be permanently taken out of service adheres to all applicable statutes, rules and regulations to protect the public, the environment, land use and cultural resources.

Enbridge will continue to maintain and monitor the pipeline right-of-way. Monitoring will include continued patrolling of surface conditions, mowing brush, maintaining signage, continued inclusion in the “Call Before You Dig” programs, and retaining the pipeline within Enbridge’s emergency response protocols.

**Enbridge is responsible for its pipelines, whether they are active or not. Enbridge will continue to monitor and maintain the right-of-way.**

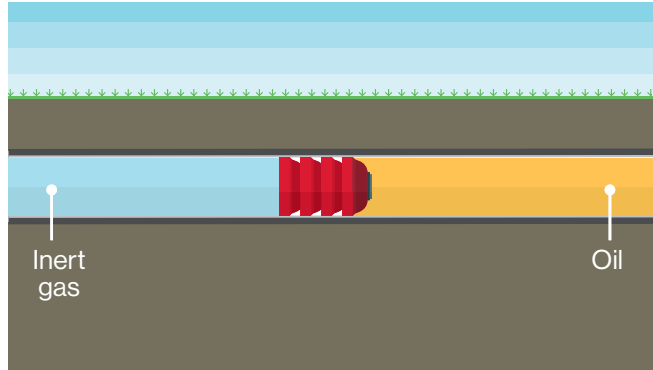
## Deactivation facts

- A pipeline deactivated in place will have a very long remaining life as a load-bearing structure. Historical knowledge along with independent engineering research suggests the rate of corrosion would occur slowly over centuries.
- The Line 3 deactivation process will protect water resources to ensure that the deactivated pipeline will not drain or flood any fields, lakes, rivers, streams or wetland areas.
- Enbridge has a vested interest to ensure that any deactivated pipeline does not compromise land use or the integrity of other pipelines that share the right-of-way, or public safety.

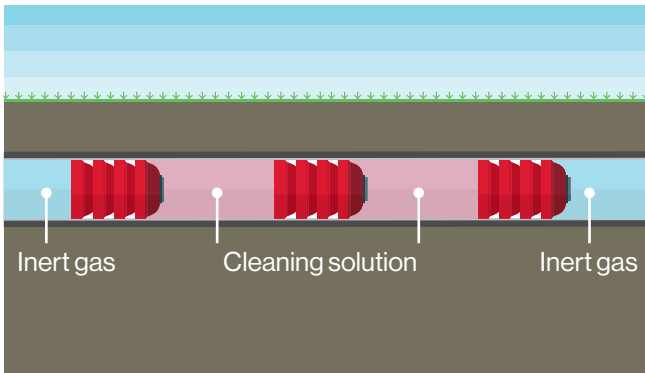
# Deactivation in place process



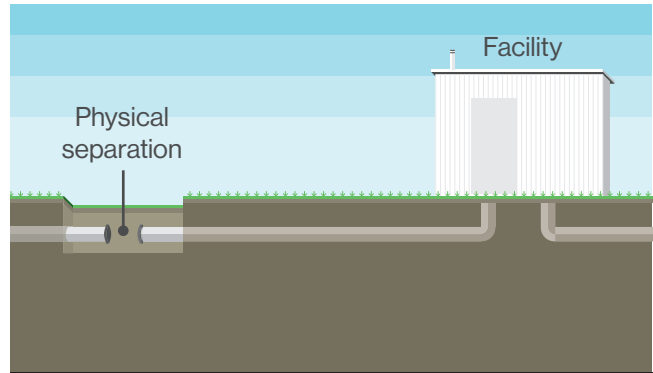
**1. Regulatory notice and filing of change in operational status:** An explanation of the change of status and how Enbridge will meet regulatory requirements is completed.



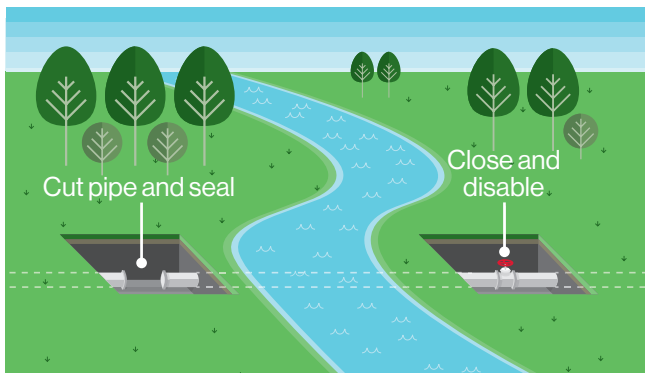
**2. Remove the oil from the pipeline:** The pipeline is purged of product using an inert gas.



**3. Clean the pipeline:** A combination of cleaning tools and cleaning solutions are used to wipe and clean the pipeline.



**4. Disconnect the pipeline:** The pipeline is physically disconnected and sealed off from the active operational facilities.



**5. Segmenting the pipeline:** Further isolation may be employed where necessary with the use of the permanent closure of pipeline valves or other means, including cutting and sealing.



**6. Monitor the pipeline right-of-way:** The pipeline will continue to be monitored with regular right-of-way patrols, signs indicating location, depth of cover surveys and inclusion in "Call Before You Dig" programs.