

Pipeline Safety and Emergency Information

for excavators and contractors



You have received this brochure because your company is located near where Enbridge pipelines and/or associated facilities exist and may be involved in ground disturbance activities such as excavation-related work, land development, dredging, construction or facility installations.

Emergency number: 1-877-420-8800

Express Pipeline emergency number: 1-888-449-7539

Contents:

Safe digging information	3
How to determine where our pipelines are located	4
Damage prevention information	5
Crossing or traversing right-of-way (ROW)	6
How to contact us in an emergency	7
Pipeline safety information including how to recognize a leak and how to respond in the event of a pipeline emergency	8

**Read this brochure,
then scan for a chance
to win \$500.**



About Enbridge



Life takes energy: to heat our homes, to feed our families, to fuel our vehicles. Enbridge connects people to the energy they need to help fuel their quality of life.

Enbridge is a global energy infrastructure leader with a vision to be the leading energy delivery company in North America.

As the owner and operator of thousands of kilometres of pipelines transporting oil and natural gas, our highest priority is operating our assets safely and reliably to protect the people, the communities and the environment located nearby.

Enbridge operates the world's longest, most sophisticated crude oil and liquids transportation system, with more than 28,600 km (17,800 miles) of active pipe.

We deliver more than three million barrels of crude and liquids every day and transport 30 percent of the crude oil produced in North America. Moving close to 85 separate commodities on any single day, Enbridge is the largest single conduit of oil into the U.S. We distribute energy, operating North America's largest natural gas utility, by volume, and third largest, by customer count. And we generate energy with a renewable portfolio that includes nearly 2,200 net megawatts (MW) of generation capacity – enough to supply nearly 970,000 homes.

Know what's below



Risk: Failure to dig safely can endanger yourself, emergency responders and your community. Safe digging practices can save your life.

Please make community members, permit applicants, public works departments, excavators, contractors and developers aware that they need to make a locate request by following the steps listed below.

Enbridge maintains a Damage Prevention Program in accordance with federal guidelines. The purpose of this program is to prevent damage to our pipeline facilities from excavation activities such as digging, trenching, blasting, boring, tunneling, backfilling or other activities such as heavy equipment crossing, storage on the right-of-way (ROW), etc. The Damage Prevention Program also monitors the depth of cover over our pipelines and conducts regular patrols of our ROWs to monitor for unauthorized activities.

If you see someone digging or disturbing the soil and there are no flags or marks on the ground, please stop the activity and ask the person to **clickbeforeyoudig.com** or contact their local one-call centre before continuing. One should not rely on word-of-mouth, maps, memory or pipeline markers when planning a digging project.

One-call requirements




At least two to three business days before your project—any time you are disturbing the soil—visit **clickbeforeyoudig.com** or call your local one-call centre.



When you call or click, you'll be connected to a representative, where you'll be asked to provide important details about your project, such as the type of work you'll be doing, where you'll be doing it and when your project is expected to begin.



Your local one-call centre will provide this information to pipeline operators, such as Enbridge and other companies with buried utilities near the work site, saving you the time and trouble of contacting them individually.



Within a few days, pipeline operators and utilities will respond to the one-call ticket. If line locating is required, professional locators will come to your location to mark their facilities—so you can work around them, saving yourself from possible injury or property damage.



Know what's below

Pipeline ROW and pipeline location

A pipeline follows a narrow, clear stretch of land, called a ROW, that allows our employees and contractors to access the pipeline for inspections, maintenance, testing and emergencies.

Approximate location of the pipeline can be determined by the pipeline marker.

A few important notes when it comes to ROWs and pipeline markers:

- Markers should never be removed or relocated.
- The pipeline marker displays the operator's name, the contents and an emergency phone number.
- If an emergency is suspected or discovered, call the number on the marker.
- The ROW must remain clear. Structures, stockpiles, stored equipment and burn piles are not permitted within the ROW.
- Markers should not be used to give exact locations and are not an alternative to contacting [clickbeforeyoudig.com](https://www.clickbeforeyoudig.com).



**Vent
marker**



**Line
marker**



**Aerial
marker**

Marker appearance may vary in your area.

Consent within the prescribed area and ROW

The prescribed area is a 30 m strip of land, measured perpendicularly on each side from the centreline of pipe(s). Regulations require that within this area activities causing, or that might cause, a ground disturbance cannot occur without written consent from the pipeline company. If written consent for the activity is granted, you must then make a locate request to confirm the location of the pipeline and any other underground utilities. All planned construction activities on, along, under or across the pipeline must also receive approval from Enbridge and a locate request, before going ahead. Written consent from Enbridge is also required for vehicle or mobile equipment crossings within the ROW.

Canada Energy Regulator (CER) requirements and penalties

Enbridge's pipelines are regulated by the CER, which sets specific standards and regulations for compliance. These regulations help maintain the safety of our pipelines while allowing certain activities to occur (subject to review and conditions).

Activities on the ROW and prescribed area including ground disturbance, excavation, vehicle/mobile equipment crossing, as well as construction, are subject to the Canadian Energy Regulator Act (CER Act), the CER Pipeline Damage Prevention Regulations – Authorization, and CER Pipeline Damage Prevention Regulations – Obligations of Pipeline Companies (together, the DPRs).

Violations of the CER Act and associated regulations such as the DPRs must be reported by the pipeline company to the CER. The CER Act sets the maximum daily fines (known as Administrative Monetary Penalties, or AMPs) of up to \$25,000 for individuals and \$100,000 for companies (per violation).

More information about the DPRs and AMPs can be found on the CER website at [cer-rec.gc.ca](https://www.cer-rec.gc.ca).

Know what's near you

Above ground facilities




While most Enbridge pipelines are buried underground, our system also includes additional facilities such as compressor stations, metering stations and natural gas storage. It's important that you know what to expect as part of the normal operations at these facilities.





If you notice any suspicious activity or abnormal odour near one of our above ground facilities, call 911 immediately, then call Enbridge's 24-hour emergency number for your area.

Facility and purpose	Normal operations
At certain facilities, tanker trucks deliver producers' crude oil to lease automatic custody transfer (LACT) units , where it is metered and piped into crude oil storage facilities.	During normal operations, a slight odour may be noticed during oil transfers or maintenance activities. Higher truck traffic is common near LACT units.
Crude oil storage facilities are used to safely store and transport crude oil to refineries and other market destinations via pipeline.	During normal operations, a slight odour may be noticed during oil transfers or maintenance activities.
Pump stations increase pressure in the pipeline to maintain flow and are monitored 24/7 by Enbridge's control centres.	During normal operations, no significant odours should be detected.
Valve sites are located along the pipeline ROW and may be used to control the flow of products in the pipeline.	During normal operations, no significant odours should be detected.

Our safety measures

Safety is, and always will be, our number one priority. Our team devotes hundreds of thousands of hours every year to keeping our systems running smoothly and without incident. We invest heavily in safety measures, including:

-  Inspection and preventative maintenance programs
-  Around-the-clock monitoring of pipelines and facilities
-  Emergency response training and drills for employees and local emergency responders

-  Pressure tests on new and existing pipelines
-  Aerial and ground patrols along the pipeline ROW
-  Automatic shut-off and remote-control valves
-  High-quality pipeline material and protective coating

Enbridge has enhanced safety measures for pipelines that cross bodies of water and highly populated or environmentally sensitive areas.

To read more about our pipeline safety efforts, visit enbridge.com/safety.

Crossing or traversing the ROW



ROWs are not designed as roads or storage locations. The weight of vehicles, equipment or materials can damage pipelines below.



Do NOT do the following without obtaining Enbridge consent:

- Cross or travel along ROW with a vehicle, machinery or mobile equipment
- Park vehicles or equipment on the ROW
- Stockpile materials or construct any structures on the ROW
- Disturb the ground within the ROW

Vehicle and mobile equipment crossings

The CER requires that anyone wanting to cross the pipeline with vehicles including recreational vehicles like 4X4s, all-terrain vehicles, utility vehicles, motorcycles, or mobile equipment (outside of a traveled portion of a highway or public road) submit a request to obtain the pipeline company's written consent before doing so.

By submitting your request, you provide Enbridge the opportunity to assess:

- If the vehicle, machinery or mobile equipment being used can safely cross or traverse our pipeline within the ROW at that location
- If the proposed use is safe by confirming the location and depth of cover of pipelines at the location of the crossing
- If any mitigation measures are required due to there being a potential risk or no alternative crossing locations

Crossing during an emergency:

If a crossing is required while responding to an emergency, please call Enbridge's emergency number before crossing the ROW.

➤ **1-877-420-8800**

If located along the Express Pipeline system, from Hardisty, AB to Wildhorse, AB, call

➤ **1-888-449-7539**

Non-emergency crossings:

For requests and questions about vehicle and agricultural crossings, email crossingscanada@enbridge.com.

Contact Enbridge

In case of an emergency, please find a safe place to call **911** and then call Enbridge at:

1-877-420-8800

If located along the Express Pipeline system, from Hardisty, Alberta to Wildhorse, Alberta, please find a safe place to call **911** and then call Enbridge at:

1-888-449-7539

To reach an Enbridge land representative, call **1-800-668-2951** (toll-free) or email landcontactcan@enbridge.com.

How to reach us



Phone:

(non-emergencies only)
1-877-640-8665



Email:

cdnpublicawareness@enbridge.com



Mail:

Public Awareness Program
200, 425 1st Street S.W.
Calgary, AB T2P 3L8



Website:

enbridge.com/publicawareness

Call or Click Before You Dig

**Click
Before
You Dig.com**

- Utility Safety Partners
(formerly Alberta One-Call)
1-800-242-3447
- Sask 1st Call **1-866-828-4888**
- Click Before You Dig Manitoba
1-800-940-3447
- Ontario One-Call **1-800-400-2255**
- Quebec (Info-Excavation) **1-800-663-9228**
- In the Northwest Territories, contact
Enbridge directly **1-867-587-7000 (collect)**

Links for more information

If you are planning work on the ROW, such as building a fence, deep tilling, digging a ditch, operating equipment or other activities, please email crossingscanada@enbridge.com.

More information can also be found online at enbridge.com/damageprevention.

More information about our emergency management program can be found at enbridge.com/emergencymanagement.

CER

cer-rec.gc.ca

- **CER Pipeline Damage Prevention Regulations – Authorizations** sets out the requirements under which ground disturbance in the prescribed area and excavation and construction activities near the pipeline (including the ROW) can be conducted safely. It also provides requirements for authorization to cross the pipeline.
- **CER Pipeline Damage Prevention Regulations – Obligations of Pipeline Companies** establishes the responsibilities of the pipeline company to the person proposing or conducting the activity and to the CER.

Enbridge Inc.
enbridge.com

This brochure covers the following Enbridge owned liquid assets including:

- Enbridge Pipelines Inc.
- Enbridge Pipelines (Norman Wells) Inc.
- Enbridge Bakken Pipeline Company Inc.
- Enbridge Southern Lights GP Inc.
- Express Pipeline Ltd. on behalf of Express Pipeline Limited Partnership

Critical safety information



Risk: Ignoring the critical safety information below could create additional hazards for the public, responders and the environment.

Recognizing a pipeline leak

In the unlikely event of a pipeline leak, one or any combination of the items listed below can typically help you recognize a leak.



You might see:

- Coloured liquid on the ground
- Flames, if a leak has ignited
- Oily rainbow-like sheen on water surfaces
- Continuous bubbling in a wet area
- Discoloured snow or vegetation in an otherwise green area
- A steam-like cloud or fog
- Unexpected frost buildup on the ground
- Dirt being blown or appearing to be thrown into the air



You might hear:

- An unusual roaring, blowing or hissing sound



You might smell:

- An unusual odour similar to diesel fuel, gasoline, sulphur or rotten egg

It is important to know that an unintended release of product from the pipeline has potential hazards including:

- Products may be flammable and explosive under certain conditions.
- Suffocation can occur if vapours displace the oxygen in an enclosed area.

What NOT to do when a leak occurs



Do not touch any liquid or vapour that may have come from the pipeline.



Do not drive into the area.



Do not remain in a building if the smell is stronger inside than outside.



Do not turn on or off anything that may create a spark – including cell phones, telephones, two-way radios, light switches, vehicle alarms, vehicle keyless entry systems and flashlights – until you are in a safe location.



Do not light a match and avoid open flames.



Do not attempt to extinguish a natural gas fire.



Do not open or close any pipeline valves; leave all valve operations to pipeline company personnel.

What happens next?

Public safety will be the top priority as Enbridge, contractors and local emergency responders work together to evaluate and respond to a pipeline leak. Local public safety officials will determine whether residents should evacuate or shelter in place. Residents may be asked to evacuate if it is no longer safe to be in the area or to shelter in place if there may be something unsafe in the environment.

Steps for a safe response

If you are in immediate danger, damage the pipeline or observe or suspect a leak – even if you are uncertain of the severity – take the following steps:

1

Abandon any equipment being used in or near the area, moving upwind of the product release.

2

Warn others to stay away.

3

Call 911.

4

Call the toll-free, 24-hour Enbridge emergency number for your area:

☎ 1-877-420-8800

Express Pipeline landowners, call:

☎ 1-888-449-7539.

5

Follow instructions given to you by local emergency responders and Enbridge.