

Additional safety information for digging and working in proximity to pipelines

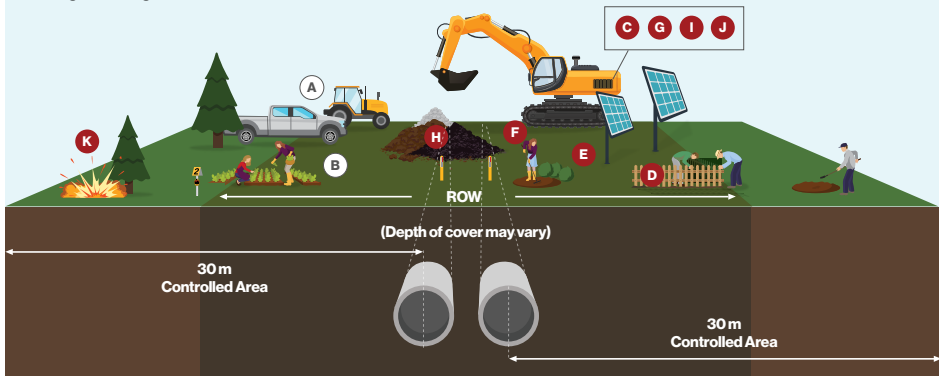
The illustration below provides some guidance on which activities within the controlled area require written consent from us. If you are unsure if your planned activity requires a locate request or written consent, please contact Enbridge at crossingscanada@enbridge.com or visit enbridge.com/crossings.

Activities that DO NOT require consent

- (A)** Crossing a pipeline while not on an upgraded and travelled portion of an established highway or public road with vehicles or mobile equipment, under certain conditions:
 - the vehicle or equipment is designed to minimize ground pressure (when crossing Enbridge’s pipelines this means tracked equipment with less than 6.0 psi ground pressure); or
 - a vehicle used for agricultural operation; or
 - an off-highway vehicle as defined in section 117(a)(iii) to (viii) of the Traffic Safety Act; or
 - a commercial vehicle or a private passenger vehicle as defined in the Traffic Safety Act, having a nominal chassis rating of not greater than 2 tonnes
- (B)** Cultivation to a depth of less than 45 cm (e.g. cultivating agricultural crops) or ground disturbance to a depth of less than 30 cm (e.g. gardening)

Activities that DO require consent

- (C)** Ground disturbance to depths of greater than 30 cm within the right-of-way (ROW) or within 5 m of the centreline of the pipeline, where there is no designated pipeline ROW (examples of ground disturbance activities are excavating, digging, trenching, plowing, drilling, tunnelling, augering, backfilling, blasting, peat removing, quarrying, clearing, land levelling, topsoil stripping, deep tilling, subsoiling and grading)
- (D)** Installing/constructing a fence, retaining wall or structure
- (E)** Installing facilities on, along, under or across the pipeline controlled area
- (F)** Landscaping, tree/shrub planting, clearing and removing stumps
- (G)** Constructing roads, paving, parking areas, driveways and ditches
- (H)** Stockpiling materials
- (I)** Constructing drainage or irrigation systems (including dykes, ditches and culverts)
- (J)** Crossing a pipeline off the upgraded and travelled portion of a highway or public road with vehicles or equipment other than those described in paragraph “A”
- (K)** Use of explosives (i.e. blasting/seismic exploration). Enbridge must be notified of any geophysical activities occurring within 300 m of the ROW so that Enbridge can review the proposed plans to see if there might be potential impacts to its facilities



> Pipelines in Enbridge’s Athabasca system are provincially regulated by the Alberta Energy Regulator (AER) and must comply with specific pipeline standards and regulations. As part of AER regulations, no ground disturbance activities may be undertaken without the approval of the pipeline company. In addition to the ROW where pipelines are located, the AER has established a 30 m controlled area, measured perpendicularly on each side from the centreline of the pipeline, in each direction, to protect you, the environment and the pipeline.

Safety checklist

If you are planning to construct a facility or conduct a ground disturbance activity near a pipeline, please follow this safety check list:

- 1. Plan your activity.** Identify the location of your work, making sure to look for pipeline warning signs or pipeline marker posts.
- 2. Obtain written consent.** Please download application via enbridge.com/crossings and submit it to crossingscanada@enbridge.com.
- 3. Contact Utility Safety Partners** (formerly Alberta One-Call) at least three working days before planned work.
- 4. Be on site** when underground facilities are being located to be sure you understand the meaning of the markings.
- 5. Review AER requirements.** Confirm that any persons or companies hired to do work on your behalf, such as contractors, are aware of the AER's requirements.
- 6. Follow all instructions** provided in the authorization including hand exposing or vacuum excavating the pipe before mechanical excavations.
- 7. Call Enbridge** at least one full working day before you backfill over any exposed pipeline. An Enbridge representative must be on site during backfill.
- 8. Immediately notify Enbridge** if you come into contact with the pipe or its coating.

Always remember to dig with CARE

C all or **Click Before You Dig.**

A llow required time for markings.

Provide adequate notice prior to starting your excavation. This provides time for companies to accurately locate and mark their facilities in your dig area.

R espect the marks.

Before you begin your excavation, walk through the site to familiarize yourself with the markings and the location of buried facilities. Confirm that all companies have responded to you indicating they have marked your dig area.



E xcavate carefully.

It is important that you take a proactive approach to safety not only for yourself, but also for your community by initiating the one-call process and excavating with CARE.

Know the code

Colour codes are extremely important. While not all facility owners have adopted the same coding system, it remains very important that you confirm colour markings when you see them.

APWA (American Public Works Association) Uniform Colour Code

-  White – Proposed Excavation
-  Pink – Temporary Survey Markings
-  Red – Electric Power Lines, Cables, Conduit and Lighting Cables
-  Yellow – Gas, Oil, Petroleum or Gaseous Materials
-  Orange – Communication, Alarm or Signal Lines
-  Blue – Potable Water
-  Purple – Reclaimed Water, Irrigation and Slurry Lines
-  Green – Sewer and Drain Lines