

1. Go to www.OnlineLogin.ca and choose the “Enter Code” button.

Log In to Continue

Username (e.g. JSmith) or Email

Password

[Forgot Password](#) [Instructions](#)

Log In

OR

1
 Enter Code

2. Enter the Enbridge provided course code in the **Code Entry**. The code will be an 8 or 9-digit numerical number; each language English, French, and Spanish will have its own code.

Enter Your Activation Code

2
Please enter code

Enter the Enbridge provided course code here

[Instructions](#)

3
 I'm not a robot

4
 Submit

Back

2023 CODES

Language	Code
English	209373829
French	20588169
Spanish	203619101

3. For **EXISTING Users**: Choose “**Log In with Existing Account**” if you completed this training last year (in this system) and enter your username and password. If forgotten, click “**Forgot Password**” to have your password emailed to you.

For **NEW Users**: If you don't already have an account, click **Create Account**. You will be given a unique username. **Be sure to save this username as it will be needed to log back into the system.**

✔ Code Accepted

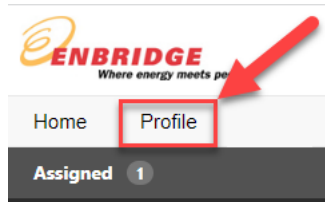
Please log in below or create an account to proceed.

Log In with Existing Account

Create Account

For Existing Users:

You can make any changes of address, email, or password by clicking on **“Profile”** at the top left of the page.



Create Your Profile

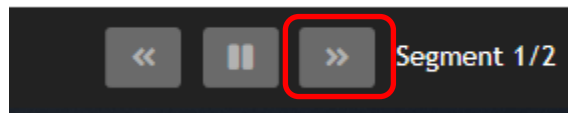
Please verify the information below is accurate and complete any mandatory fields.

Contact Information	Account Information
First Name: * <input type="text"/>	Language: <input type="text" value="English"/>
Middle Initial: <input type="text"/>	Password: <input type="password" value="*****"/>
Last Name: * <input type="text"/>	Confirm Password: * <input type="password" value="*****"/>
Address: * <input type="text" value="1 First Street"/>	Terms And Conditions
City: * <input type="text" value="Cityville"/>	<input type="checkbox"/> Notifications: <small>I would like to receive email and/or SMS notifications relating to my account.</small>
Country: * <input type="text" value="Canada"/>	<input checked="" type="checkbox"/> Terms and Conditions: <small>By clicking Accept, you are indicating that you have read and agree to the Terms and Conditions</small>
Province/State: * <input type="text" value="Alberta"/>	
Postal/ZIP Code: * <input type="text" value="A1A 2B2"/>	
Work Phone: * <input type="text" value="(403) 555-5555"/>	
Cellphone: <input type="text"/>	
Home Phone: <input type="text"/>	
Email Address: * <input type="text" value="myname@mycompany.ca"/>	
Company: * <input type="text" value="Western Industrial Contractors Ltd"/>	
User ID: <input type="text" value="Optional"/>	

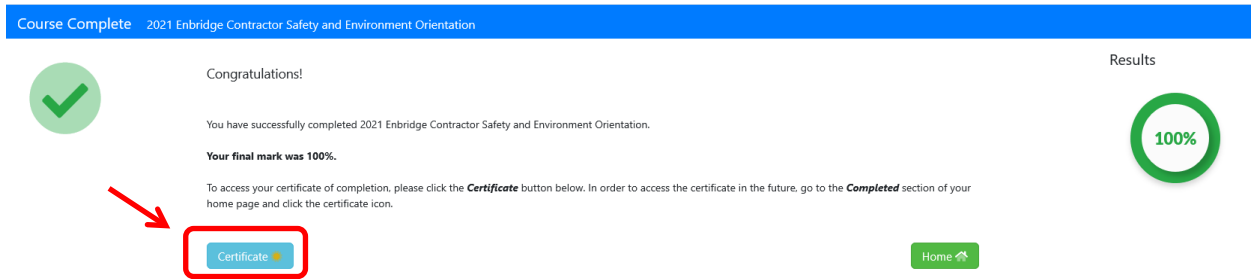
4. Click **Start** to launch the course.

Home Profile Users Reporting Folders Admin						
Assigned 1						
Title	Pass Mark	Type	Estimated Time	Added	Print Materials	
2021 Enbridge Contractor Safety and Environment Orientation	80%	Online	45 Mins	18/11/2020		<input checked="" type="checkbox"/> Start

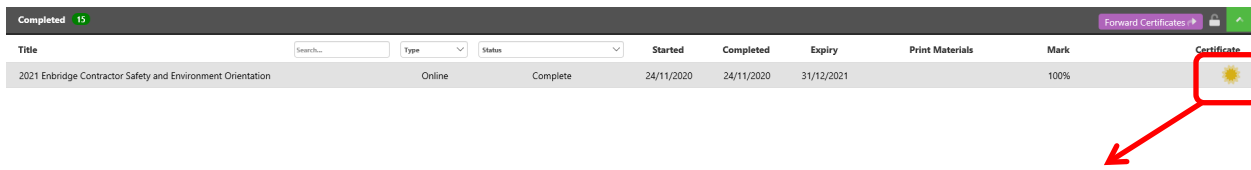
Note that the General Safety Orientation and the Environment Orientation have been bundled into a single course with two chapters. Both must be completed to receive a certificate of completion (click the >> button at the bottom of the screen after the Safety Orientation to go on to the Environment Orientation):




- Once you complete both modules, you will get a results page that has a button to download a certificate of completion (which you can then print as evidence of completion):



NOTE: You can also print at any time by clicking the certificate star on the course under “**Completed**” in your Home dashboard. Certain facilities and operations may provide you with a 2023 Annual Contractor Orientation hardhat sticker in exchange for this certificate of completion.



Print to receive hard hat sticker (in some areas only)



For technical support contact 1-866-416-1660 or at help@bistrainer.com.

For content support contact HStraining@enbridge.com